

Welcome to the WRG Canal Camps - 2020

"The Right Tool for the Right Job"

What follows may seem pedantic and "over the top", however it's very important that we look after our kits. They travel from site to site for many weeks and if we don't check them carefully each time they move on then we stand to lose a lot of equipment that may well be difficult to recover or replace.

We rely on "The Right Tool for the Right Job"; without it we can't do our job well or safely. Your camp leader will have planned your work expecting the correct mix of tools and if they don't arrive then it may have a serious impact on your camp. Equally importantly, if you don't send all the tools on to the next camp then they are disadvantaged too.

So please do take these kits lists seriously. The kit is packed in a particular way to make sure it is loaded safely and to avoid damage. Please follow the guidance below and the signage in the trailer.

Tips for checking the Site Kit:




Please note the Site Kit List is arranged in "functional" order so that leaders can easily see what tools they are getting for each activity BUT the kit does not fit in the trailer in that order so:

Tip 1: Assemble the kit outside of the trailer into the functional groups - digging, gardening, etc, etc. Then check off all the items in each list and then pack it into the trailer. Don't try to check and pack at the same time - it will take far longer.

Tip 2: We tend to store all the little bits and bobs of the kit in the Useful Tools box as it stops them rolling around the trailer. **So check the Useful Tools list first of all** and then leave the UT box lid open and drop other items in it when it says "stored in Useful Tools box". The other items are marked with **UT** in the listings.







Version 1.0 - 17/05/19

Safety, PPE and Welfare

Safety, PPE & Welfare	Welcome to the WRG	No. in Kit	Received	Returned
	<p>Red Wheelie Bin (containing the next three items:)</p>	1		
	<p>Hard Hats (issued from stock in June 2018)</p>	25		
	<p>Hi-Vis vests (in bag) (mix of sizes)</p>	25		
	<p>Lifejackets (in bag)</p>	5		
	<p>Extra PPE Box containing 1 Hard Hat (with visor and ear defenders), 3 prs goggles and 3 prs ear defenders.</p>	2		
	<p>Water containers (10L)</p>	4		





All of this equipment should travel strapped down securely in the Canal Camps Trailer.

Safety, PPE and Welfare

	<p>Site Burco (in box, gas powered)</p>	<p>1</p>	
	<p>Gas Bottle: Butane</p>	<p>1</p>	
	<p>Sign (hard hat & boots)</p>	<p>2</p>	
	<p>Sign (first aid)</p>	<p>2</p>	
	<p>Sign (canal camps)</p>	<p>2</p>	
	<p>Gazebo Frame (c/w pegs)</p>	<p>1</p>	









All of this equipment should travel strapped down securely in the Canal Camps Trailer.

Safety, PPE and Welfare

	<p>Gazebo sides (4 sides in 1 bag)</p>	<p>1</p>		
	<p>Throwline (mounted in trailer)</p>	<p>1</p>		
	<p>Oil Spill kit (mounted in trailer)</p>	<p>1</p>		
	<p>Site First Aid Kit (in Fatmax Toolbox)(Contents replaced at the start of each summer)</p>	<p>1</p>		




All of this equipment should travel strapped down securely in the Canal Camps Trailer.

Digging

Digging Tools	Welcome to the WR	No. in Kit	Received	Returned
	Shovel - tapermouth	5		
	Shovel - roundmouth	5		
	Shovel - long handled	2		
	Spade	3		
	Digging Fork	3		
	Mattock (grubbing)	5		
	Mattock (pick)	1		
	Pick Axe	2		






All of this equipment should travel strapped down securely in the Canal Camps Trailer.

Digging

	<p>Wheelbarrow (YELLOW) (heavy duty with puncture proof tyre - do not lose !)</p>	<p>2</p>		
 	<p>Wheelbarrow fixing kit (for "local" barrows - stored in Useful Tools box)</p>	<p>1</p>		





All of this equipment should travel strapped down securely in the Canal Camps Trailer.

Demolition & Stone Moving

Demolition & Stone Moving	Welcome to the W	No. in Kit	Received	Returned
	Sledge Hammer	1 x 7lb		
		1 x 10lb		
	Bolt cutters/croppers (900mm)	1		
	Demolition bar (1500mm)	3		
	Nail Bar (750mm)	3		
 <div style="border: 1px solid black; padding: 2px; display: inline-block; margin-left: 5px;">UT</div>	Scaffold rollers (stored in Useful Tools box)	5		





All of this equipment should travel strapped down securely in the Canal Camps Trailer.

Brick Preparation


Brick Preparation (NOTE: stored in 2 boxes in distribute weight)	No. in Kit	Received	Returned
 <p data-bbox="695 373 927 407">Club Hammer (2lb)</p>	8		
 <p data-bbox="688 573 933 606">Lump Hammer (4lb)</p>	2		
 <p data-bbox="727 806 894 835">Bolster chisel</p>	5 x 44mm		
	5 x 70mm		
 <p data-bbox="716 1010 906 1043">Plugging Chisel</p>	10		

All of this equipment should travel strapped down securely in the Canal Camps Trailer.

Brick Cleaning




Brick Cleaning Box	Welcome to the W	No. in Kit	Received	Returned
	Brick Hammer	5		
	Scutch Hammers	5		
	Wirebrushes	10		
	Stiff Handbrushes	6		
	Spare Scutches (in plastic box)	10		

All of this equipment should travel strapped down securely in the Canal Camps Trailer.

Brick Laying Box	Welcome to the WRG Ca	No. in Kit	Received	Returned
	Spirit Level	3 x 24"		
		3 x 9"		
	Long Spirit Level (1800mm) (Stored in roof of trailer)	1		
	Tape Measure (5m)	3		
	Tape Measure (30m)	1		
	Brick pins & line (plus spare line)	3prs		
	Bricklaying trowel	6		
	Gauging Trowel	6		
	Soft brushes	6		










All of this equipment should travel strapped down securely in the Canal Camps Trailer.

Pointing

Pointing Box	Welcome to the WRG Ca	No. in Kit	Received	Returned
	Pointing Trowel	10		
	Pointing Hawk	10		
	Tuck Pointing Tool	5 x 1/4"		
		5 x 3/8"		

All of this equipment should travel strapped down securely in the Canal Camps Trailer.







Gardening & Fencing

Gardening	Welcome to the WR	No. in Kit	Received	Returned
	Slasher	6		
 UT	Billhook (stored in Useful Tools box)	6		
	Bowsaw 24" fitted with type 51 blade/ D-Frame	3		
	Bowsaw 21" fitted with type 51 blade/ Triangle Frame	3		
	Loppers	6		
 UT	Hatchet (stored in Useful Tools box)	1		
	Manure Forks (4 prongs)	4		
	Keb	2		
	Asphalt Rake	5		

Fencing	No. in Kit	Received	Returned
---------	------------	----------	----------

All of this equipment should travel strapped down securely in the Canal Camps Trailer.

Gardening & Fencing

	 <p>Fencing Pliers (stored in Useful Tools box)</p>	<p>2</p>		
	 <p>Post Bonker</p>	<p>1</p>		
	 <p>Grafting Shovel aka Newcastle drainer</p>	<p>2</p>		
	 <p>Pincers (stored in Useful Tools box)</p>	<p>2</p>		

All of this equipment should travel strapped down securely in the Canal Camps Trailer.

Technical Equipment

Technical Equipment	Welcome to the W	No. in Kit	Received	Returned
	<p>Bricksaw (with dust suppressing kit)</p>	<p>1</p>		
	<p>Bricksaw Flight Case contains discs, spanner, two stroke oil, instruction sheet, cleaning brushes, dust masks and swappable filter</p>	<p>1</p>		
	<p>Bricksaw Fuel Can (with reversable label)</p>	<p>1</p>		
	<p>Mixer (110 volt) plus stand & cable (20')</p>	<p>1</p>		
	<p>Generator</p>	<p>1</p>		
	<p>Survey Level plus staff & tripod (calibrated June 2016)</p>	<p>1</p>		




All of this equipment should travel strapped down securely in the Canal Camps Trailer.




Useful Tools

Useful Tools	Welcome to t	No. in Kit	Received	Returned
 	Stanley Knife (stored in Useful Tools box)	2		
	Yard Brush	1		
	Grappling Hook	2		
 	Panel Saw (15") (stored in Useful Tools box)	1		
	Buckets (yellow tufftype - 26L)	10		
 	Adjustable Spanner (stored in Useful Tools box)	2 x 6"		
 	Claw Hammer (stored in Useful Tools box)	1		
 	Plastering Float (stored in Useful Tools box)	1		
	Funnels (stored in roof of trailer)	3		

All of this equipment should travel strapped down securely in the Canal Camps Trailer.

Useful Tools

	<p>WRG Direction signs</p>	<p>2 up</p>		
	<p>Fuel cans (for site diesel only)</p>	<p>2 x 10L</p>		
	<p>Manhole cover keys (stored in Useful Tools box)</p>	<p>1pr</p>		

Trailer Items	No. in Kit	Received	Returned
	<p>11</p>		
	<p>1</p>		
	<p>1</p>		

All of this equipment should travel strapped down securely in the Canal Camps Trailer.